

# Toronto Community Housing Corporation

## Build Standards - New and Existing Builds

Toronto Community Housing Corporation build standards apply to all Toronto Community Housing properties.

All standards are dated.

Amendments clarify an existing standard, adds new detail to existing standard or is a new standard. Amendments are identified and dated.

**Bold dates indicate Board approval date.**

Exception identified is only valid for existing builds where structure prohibits Toronto Community Housing Standards to be implemented. OBC is the default standard.

All Toronto Community Housing standards use OBC (Ontario Building Code) as default.

Any standard not listed automatically follows OBC.

ADO- Automatic Door Opener

All directional signage to include Braille and a raised print.

For all Consultants: TCHC Accessible Turn Diameter must be identified and shown on all drawings.

Item	Description/Standard	Implement Date	Exception/ Default/ Amendments	Applies to New Builds	Applies to Existing Builds
	<b>General-</b>				
	<ul style="list-style-type: none"> <li>Common area washrooms will be single use and gender non-specific</li> </ul>	<b>Dec.3, 2015</b>		Yes	Yes
	<ul style="list-style-type: none"> <li>Outdoor common areas will have directional lighting</li> </ul>	<b>Dec 3, 2015</b>		Yes	Yes
	<ul style="list-style-type: none"> <li>Emergency buttons will be installed in all common area washrooms and in wheelchair/mobility garbage rooms</li> </ul>	<b>Dec 3, 2015</b>		Yes	Yes
	<b>Turn Diameter</b>				
	84 inches (2135mm) Including in front of doorways to all amenity spaces	<b>Dec 3,2015</b>	Exception- where structurally prohibitive applies	Yes	Yes-exception
	<ul style="list-style-type: none"> <li>Interior- Common Space and In-Suite</li> </ul>	<b>Dec 3,2015</b>		Yes	Yes-exception
	<ul style="list-style-type: none"> <li>Exterior</li> </ul>	<b>Dec 3,2015</b>			
	<b>Automatic Door Openers (ADO)</b>				
	ADO's are to be installed in the following locations, in new and existing buildings <ul style="list-style-type: none"> <li>Main and rear building entrances;</li> <li>Fire and safety doors;</li> <li>Common space community rooms;</li> </ul>	<b>Dec 3, 2015</b>		Yes	Yes

Item	Description/Standard	Implement Date	Exception/ Default/ Amendments	Applies to New Builds	Applies to Existing Builds
	<ul style="list-style-type: none"> <li>• Common space washrooms;</li> <li>• Laundry rooms;</li> <li>• Common patio spaces;</li> <li>• Garbage and Recycling Rooms</li> <li>• Garage entrances;</li> <li>• Remote access to main entrance of buildings &amp; parking garages;</li> <li>• Mailroom doors;</li> <li>• Access doors to outdoor common spaces</li> </ul>				
	ADO's will be connected to back up and emergency systems to make sure that they continue to work in power outages	<b>Dec 3,2015</b>		Yes	Yes
	<b>ADO Remotes-</b>				
	<ul style="list-style-type: none"> <li>• Remotes for automatic door openers will be available for any tenant living in a wheelchair/mobility unit and any other person providing medical documentation of need.</li> </ul>	<b>Dec 11, 2017</b>		Yes	Yes
	<b>Curb Cuts/Drop Off -</b>				
	<ul style="list-style-type: none"> <li>• Front entrance driveways are to have 5375mm long curb cut from closest point to the building front entrance</li> </ul>	<b>Dec 3,2015</b>		Yes	Yes
	<ul style="list-style-type: none"> <li>• Curb cuts must be 1675 mm wide flat to be sloped flush to driveway</li> </ul>	<b>Dec 3,2015</b>		Yes	Yes

Item	Description/Standard	Implement Date	Exception/ Default/ Amendments	Applies to New Builds	Applies to Existing Builds
	<p>terminated and splayed at 45 degrees.</p>				
	<ul style="list-style-type: none"> <li>Buildings without driveways to Front Entrances: Toronto Community Housing will work with the City of Toronto to provide a drop-off zone directly in front of the building front entrance. The drop-off zone must be wide enough to allow the full length of TTC Wheel-Trans buses (buses are 8535mm long and 2440 wide) to be parallel to the curb and must allow for the bus to be close enough to the curb to provide space to discharge the ramp from bus to curb. Concrete from the sidewalk to the back of the curb 1525mm wide.</li> </ul>	<p><b>Dec 3, 2015</b></p>		<p>Yes</p>	<p>Yes</p>
	<ul style="list-style-type: none"> <li>All buildings that are designated for Seniors and buildings with more than 150 units or 150 by combination of building units and townhouses will have two accessibility drop-off zone spaces. All other buildings will have one drop-off zones. All building drop-off zones will provide enough spaces for Emergency Vehicles to pass</li> </ul>	<p><b>Dec 11, 2017</b></p>	<p>Exception for existing builds only due to property size</p>	<p>Yes</p>	<p>Yes- Exception applies for property size</p>

Item	Description/Standard	Implement Date	Exception/ Default/ Amendments	Applies to New Builds	Applies to Existing Builds
	without obstruction as required to meet fire route requirements.				
	<b>Garage Parking &amp; Entrance</b>				
	<ul style="list-style-type: none"> <li>Garage drive-up to have remote installed</li> </ul>	<b>Dec 11, 2017</b>		Yes	Yes
	<ul style="list-style-type: none"> <li>Accessible parking spaces to be located closest to elevator door (maximum 30m to the accessible entrance)</li> </ul>	<b>Dec 11, 2017</b>		Yes	Yes
	<ul style="list-style-type: none"> <li>Accessible parking space to be a minimum of 13 feet (3965mm) wide with a clear pedestrian aisle of 1200mm. Where 2 accessible spaces are adjacent, the aisle can be shared if increased to 1500mm. This standard is to be compared to the applicable by-laws determined by building location and the larger of the two should govern.</li> </ul>	<b>Dec 11, 2017</b>		Yes	Yes
	<ul style="list-style-type: none"> <li>Door width to elevator to be a minimum of 42 inches (1067mm)</li> </ul>	<b>Dec 11, 2017</b>		Yes	Yes
	<ul style="list-style-type: none"> <li>All doors between the elevator and parking spaces to be equipped with ADO</li> </ul>	<b>Dec 11, 2017</b>		Yes	Yes




Item	Description/Standard	Implement Date	Exception/ Default/ Amendments	Applies to New Builds	Applies to Existing Builds
	<ul style="list-style-type: none"> <li>Garage lighting to be 100 lux minimum measured at the floor level</li> </ul>	<b>Dec 11, 2017</b>		Yes	Yes
	<ul style="list-style-type: none"> <li>Marking of accessible parking spaces per OBC</li> </ul>	<b>Dec 11, 2017</b>		Yes	Yes
	<ul style="list-style-type: none"> <li>CCTV cameras to be installed sufficient to monitor entire garage area including accessible parking spaces</li> </ul>	<b>Dec 11, 2017</b>		Yes	Yes
	<b>Ramps &amp; Ramp Handrails-</b>				
	<ul style="list-style-type: none"> <li>Clear width between handrails min 1200mm</li> </ul>	<b>Dec 11, 2017</b>		Yes	Yes
	<ul style="list-style-type: none"> <li>Exterior Ramps to be firm, stable, have minimal glare and be wear resistant</li> </ul>	<b>Dec 11, 2017</b>		Yes	Yes
	<ul style="list-style-type: none"> <li>Tactile Walking Surface Indicator to be located at the top, bottom and on any landing</li> </ul>	<b>Dec 11, 2017</b>		Yes	Yes
	<ul style="list-style-type: none"> <li>Drainage incorporated to minimize water on ramp</li> </ul>	<b>Dec 11, 2017</b>		Yes	Yes
	<ul style="list-style-type: none"> <li>No grating on ramp</li> </ul>	<b>Dec 11, 2017</b>		Yes	Yes
	<ul style="list-style-type: none"> <li>Ramp illumination- 200 lux minimum measured at the floor level</li> </ul>	<b>Dec 11, 2017</b>		Yes	Yes

Item	Description/Standard	Implement Date	Exception/ Default/ Amendments	Applies to New Builds	Applies to Existing Builds
	<ul style="list-style-type: none"> <li>Turn diameter 84 inches (2135mm)</li> </ul>	<b>Dec 3, 2015</b>		Yes	Yes
	<ul style="list-style-type: none"> <li>Bottom of ramp to flare 45 degrees if exterior ramp</li> </ul>	<b>Dec 11, 2017</b>		Yes	Yes
	<ul style="list-style-type: none"> <li>Landing at 180 degree turn min 2400 x 2400mm</li> </ul>	<b>Dec 11, 2017</b>		Yes	Yes
	<ul style="list-style-type: none"> <li>Ramp edge protection extend to within 100mm of end of ramp</li> </ul>	<b>Dec 11, 2017</b>		Yes	Yes
	<ul style="list-style-type: none"> <li>Be made of non-slip surface</li> </ul>	<b>Dec 11, 2017</b>		Yes	Yes
	<ul style="list-style-type: none"> <li>Clearance between handrail and wall to which it is attached Min 50mm smooth surface Min 50-60mm rough surface</li> </ul>	<b>Dec 11, 2017</b>		Yes	Yes
	<ul style="list-style-type: none"> <li>High Colour contrast with surroundings</li> </ul>	<b>Dec 11, 2017</b>		Yes	Yes
	<ul style="list-style-type: none"> <li>Exterior Handrails to be on both sides of ramp, firm and stable, not to protrude, end abruptly or create a hazard where it ends</li> </ul>	<b>Dec 11, 2017</b>		Yes	Yes
	<b>Stairs-</b>				
	<ul style="list-style-type: none"> <li>Rise- minimum 6.75 inches (125mm) and max (175mm)</li> </ul>	<b>Dec 11, 2017</b>		Yes	Yes
	<ul style="list-style-type: none"> <li>Run- 14inches (356mm)in common areas except exit stairs</li> </ul>	<b>Dec 11, 2017</b>	Exception- stairwells	Yes	Yes

Item	Description/Standard	Implement Date	Exception/ Default/ Amendments	Applies to New Builds	Applies to Existing Builds
	<ul style="list-style-type: none"> <li>Lighting at stairs will be min 200 lux</li> </ul>	<b>Dec 11, 2017</b>	Amendment	Yes	Yes
	<ul style="list-style-type: none"> <li>No open risers permitted</li> </ul>	<b>Dec 11, 2017</b>		Yes	Yes
	<ul style="list-style-type: none"> <li>Nosing projection max 38 mm</li> </ul>	<b>Dec 11, 2017</b>		Yes	Yes
	<ul style="list-style-type: none"> <li>Nosing curvature radius max 13mm</li> </ul>	<b>Dec 11, 2017</b>		Yes	Yes
	<ul style="list-style-type: none"> <li>No abrupt undersides permitted</li> </ul>	<b>Dec 11, 2017</b>		Yes	Yes
	<ul style="list-style-type: none"> <li>Horizontal marking strip depth 50mm</li> </ul>	<b>Dec 11, 2017</b>		Yes	Yes
	<ul style="list-style-type: none"> <li>Horizontal marking strip to be located at the leading edge of the tread, high tonal contrasting and to extend the full width of the tread</li> </ul>	<b>Dec 11, 2017</b>		Yes	Yes
	<ul style="list-style-type: none"> <li>Stair handrails to be located on both sides of stairs</li> </ul>	<b>Dec 11, 2017</b>		Yes	Yes
	<ul style="list-style-type: none"> <li>Stair handrails to be continuous on both sides</li> </ul>	<b>Dec 11, 2017</b>		Yes	Yes
	<ul style="list-style-type: none"> <li>Stair handrail clearance between wall smooth surface 50mm</li> </ul>	<b>Dec 11, 2017</b>		Yes	Yes



Item	Description/Standard	Implement Date	Exception/ Default/ Amendments	Applies to New Builds	Applies to Existing Builds
	<ul style="list-style-type: none"> <li>Stair handrail clearance between wall Rough surface 50-60 mm</li> </ul>	<b>Dec 11, 2017</b>		Yes	Yes
	<ul style="list-style-type: none"> <li>Stair handrail not to create a hazard where railing ends</li> </ul>	<b>Dec 11, 2017</b>		Yes	Yes
	<ul style="list-style-type: none"> <li>Stair handrails to be high tonal contrast with the surrounding walls</li> </ul>	<b>Dec 11, 2017</b>		Yes	Yes
	<ul style="list-style-type: none"> <li>Tactile walking surface indicators to be located at top, bottom, and all landings</li> </ul>	<b>Dec 11, 2017</b>		Yes	Yes
	<ul style="list-style-type: none"> <li>Tactile walking surface indicators to extend the full width of stair, at least 610 mm deep (610mm-920mm)</li> </ul>	<b>Dec 11, 2017</b>		Yes	Yes
	<ul style="list-style-type: none"> <li>Tactile to be high colour contrast to the surroundings</li> </ul>	<b>Dec 11, 2017</b>		Yes	Yes
	<ul style="list-style-type: none"> <li>Guard heights to be determined by O.B.C.</li> </ul>	<b>Dec 11, 2017</b>		Yes	Yes
	<ul style="list-style-type: none"> <li>Convex mirrors at each stair landing</li> </ul>	<b>Dec 11, 2017</b>		Yes	Yes
	<b>Building Entrance (s)</b>				
	<ul style="list-style-type: none"> <li>Exterior ADO actuators will NOT be on door frames</li> </ul>	<b>Dec 3, 2015</b>		Yes	Yes
	<ul style="list-style-type: none"> <li>ADO's will not have any landscaping barriers (Planters, etc.) within 5 feet (1525mm)</li> </ul>	<b>Dec 11, 2017</b>		Yes	Yes

Item	Description/Standard	Implement Date	Exception/ Default/ Amendments	Applies to New Builds	Applies to Existing Builds
	<p>ADO will be activated by one of 3 styles of buttons:</p>  <p>4495-SQ</p>  <p>4 inch round</p>  <p>Bar style</p>	<b>Dec 11, 2017</b>		Yes	Yes
	<ul style="list-style-type: none"> <li>Doors will be a min of 42 inches (1067mm) wide</li> </ul>	<b>Dec 3, 2015</b>		Yes	yes

Item	Description/Standard	Implement Date	Exception/ Default/ Amendments	Applies to New Builds	Applies to Existing Builds
	<ul style="list-style-type: none"> <li>ADO will be installed including remote transmitter</li> </ul>				
	<ul style="list-style-type: none"> <li>ADO buttons will be a minimum of 3 feet (914.4 mm) from the door frame</li> </ul>	<b>Dec 3, 2015</b>		Yes	Yes
	<ul style="list-style-type: none"> <li>Will have exterior lighting of 200 lux measured at the floor level</li> </ul>	<b>Dec 11, 2017</b>		Yes	Yes
	<ul style="list-style-type: none"> <li>Will have flat/flush threshold</li> </ul>	<b>Dec 11, 2017</b>		Yes	Yes
	<ul style="list-style-type: none"> <li>Will have a path of travel from the street to door of concrete, no interlocking brick</li> </ul>	<b>Dec 11, 2017</b>		Yes	Yes
	<ul style="list-style-type: none"> <li>ADO timing to be set at 5 seconds to open, 5 seconds to stay open, 5 seconds to close (timing may change as requested by community)</li> </ul>	<b>Dec 11, 2017</b>		Yes	Yes
	<ul style="list-style-type: none"> <li>Wind barrier to be installed at entrances as required</li> </ul>	<b>Dec 11, 2017</b>		Yes	Yes
	<ul style="list-style-type: none"> <li>Wind barriers to be made of aluminum frame with tempered glass</li> </ul>	<b>Dec 11, 2017</b>		Yes	Yes
	<b>Vestibule &amp; Intercoms-</b>				
	<ul style="list-style-type: none"> <li>Intercoms will be vertical, min 30 inches (762mm) and max. of</li> </ul>	<b>Dec 3, 2015</b>		Yes	Yes

Item	Description/Standard	Implement Date	Exception/ Default/ Amendments	Applies to New Builds	Applies to Existing Builds
	(965.2mm) centre to floor and have tactile features				
	<ul style="list-style-type: none"> <li>Doors to be a min of 42 inches wide (1067mm) nominal</li> </ul>	<b>Dec 3, 2015</b>		Yes	Yes
	<ul style="list-style-type: none"> <li>ADO will be installed including remote transmitter</li> </ul>				
	<ul style="list-style-type: none"> <li>ADO will NOT be located on door frame and will have remote access</li> </ul>	<b>Dec 3, 2015</b>		Yes	Yes
	<ul style="list-style-type: none"> <li>Turn diameter 84 inches (2135mm)</li> </ul>	<b>Dec 3, 2015</b>	Exception-existing builds where structure prohibits	Yes	Yes-Exception applies
	<ul style="list-style-type: none"> <li>Flooring to be slip resistant porcelain tile</li> </ul>	<b>Dec 11, 2017</b>		Yes	Yes
	<ul style="list-style-type: none"> <li>Thresholds to be flat and flush</li> </ul>	<b>Dec 11, 2017</b>		Yes	Yes
	<ul style="list-style-type: none"> <li>Baseboards will be porcelain tile with high contrast colour to adjacent walls and flooring</li> </ul>	<b>Dec 11, 2017</b>		Yes	Yes
	<ul style="list-style-type: none"> <li>Flooring tile to be of solid one colour without pattern</li> </ul>	<b>Dec 11, 2017</b>		Yes	Yes
	<ul style="list-style-type: none"> <li>If patterning cannot be avoided, flooring design layout patterns to exclude Chevron patterns. No more than 2 colours of flooring should be</li> </ul>	<b>Dec 11, 2017</b>		Yes	Yes

Item	Description/Standard	Implement Date	Exception/ Default/ Amendments	Applies to New Builds	Applies to Existing Builds
	used on any one path of travel or room.				
	<ul style="list-style-type: none"> <li>Lighting in vestibule to be 200 lux min measured at the floor level. LED bright white</li> </ul>	<b>Dec 11, 2017</b>		Yes	Yes
	<ul style="list-style-type: none"> <li>Consultant to refer to code for required clear area between door swings in a vestibule.</li> </ul>	<b>Dec 11, 2017</b>	Exception applies to existing builds	Yes	Yes – exception applies
	<ul style="list-style-type: none"> <li>Signage installed indicating emergency numbers of the Call Centre and CSU to be located no higher than 64 inches( 1625mm)</li> </ul>	<b>Dec 11, 2017</b>		Yes	Yes
	<ul style="list-style-type: none"> <li>ADO to be installed for both building and lobby doors with remotes</li> </ul>	<b>Dec 3, 2015</b>		Yes	Yes
	<b>Lobby- Front and Rear</b>				
	<ul style="list-style-type: none"> <li>ADO not to be located on door frame and have remote transmitter installed</li> </ul>	<b>Dec 3, 2015</b>		Yes	Yes
	<ul style="list-style-type: none"> <li>ADO to be located not less than 3 feet (915mm) from door frame</li> </ul>	<b>Dec 11, 2017</b>		Yes	Yes
	<ul style="list-style-type: none"> <li>Turn diameter to be 84 inches (2135mm)</li> </ul>	<b>Dec 3, 2015</b>	Exception for existing builds	Yes	Yes – exception applies

Item	Description/Standard	Implement Date	Exception/ Default/ Amendments	Applies to New Builds	Applies to Existing Builds
	<ul style="list-style-type: none"> <li>Flooring to be porcelain tiles medium range colour and slip resistant</li> </ul>	<b>Dec 11, 2017</b>		Yes	Yes
	<ul style="list-style-type: none"> <li>Flat/Flush thresholds</li> </ul>	<b>Dec 11, 2017</b>		Yes	Yes
	<ul style="list-style-type: none"> <li>Baseboard porcelain tiles to be high contrast colour to wall and flooring</li> </ul>	<b>Dec 11, 2017</b>		yes	Yes
	<ul style="list-style-type: none"> <li>Walls to be light in colour</li> </ul>	<b>Dec 11, 2017</b>		Yes	Yes
	<ul style="list-style-type: none"> <li>Benches to be mounted to floor</li> </ul>	<b>Dec 11, 2017</b>		Yes	Yes
	<ul style="list-style-type: none"> <li>Benches to have arms on both sides of benches</li> </ul>	<b>Dec 11, 2017</b>		Yes	Yes
	<ul style="list-style-type: none"> <li>Benches to have seat height at 405-460mm above ground</li> </ul>	<b>Dec 11, 2017</b>		Yes	Yes
	<ul style="list-style-type: none"> <li>Lobby furniture to be high contrast in colour to floors and walls</li> </ul>	<b>Dec 11, 2017</b>		Yes	Yes
	<ul style="list-style-type: none"> <li>Lighting to be strong enough to not cast shadows in any part of the lobby min 200 lux measured at the floor level</li> </ul>	<b>Dec 11, 2017</b>		Yes	Yes
	<ul style="list-style-type: none"> <li>Directional signage to: Elevators, Superintendent's office, Community Rooms, Washrooms, parking garages, laundry room, all amenity spaces and common spaces</li> </ul>	<b>Dec 11, 2017</b>		Yes	Yes

Item	Description/Standard	Implement Date	Exception/ Default/ Amendments	Applies to New Builds	Applies to Existing Builds
	installed				
	<ul style="list-style-type: none"> <li>CCTV to be installed to ensure monitoring of entire lobby</li> </ul>	<b>Dec 11, 2017</b>		Yes	Yes
	<ul style="list-style-type: none"> <li>Signage for CCTV Cameras installed</li> </ul>	<b>Dec 11, 2017</b>		Yes	Yes
	<ul style="list-style-type: none"> <li>Signage for Call Centre and CSU installed</li> </ul>	<b>Dec 11, 2017</b>		Yes	Yes
	<ul style="list-style-type: none"> <li>Intercoms will be vertical and have tactile height of minimum 762mm and maximum of 965mm centre to floor</li> </ul>	<b>Dec 3, 2015</b>		Yes	Yes
	<ul style="list-style-type: none"> <li>Vestibule and lobby doors will be a minimum of 1067mm wide</li> </ul>	<b>Dec 3, 2015</b>		Yes	Yes
	<b>Mail box Area or Room</b>				
	<ul style="list-style-type: none"> <li>All mail box areas will allow for a turning diameter of at least 84 inches (2135mm).</li> </ul>	<b>Dec 3, 2015</b>	Exception for existing builds only, where structure prohibits	Yes	Yes – exception applies
	<ul style="list-style-type: none"> <li>All accessible/mobility unit mail boxes will be on bottom two rows and have a minimum height of 710 mm from the floor.</li> </ul>	<b>Dec 3, 2015</b>		Yes	Yes
	<ul style="list-style-type: none"> <li>A scooped, eight inch</li> </ul>	<b>Dec 3, 2015</b>		Yes	Yes

Item	Description/Standard	Implement Date	Exception/ Default/ Amendments	Applies to New Builds	Applies to Existing Builds
	(203mm) wide shelf will be installed directly below and the full length of the mailbox system to stop mail from dropping to floor.				
	<ul style="list-style-type: none"> <li>mail room door width 42 inches (1067 mm), 36inch (914mm) min for existing builds only</li> </ul>	<b>Dec 11, 2017</b>	Exception for Existing builds	Yes	Yes-exception applies
	<ul style="list-style-type: none"> <li>Shelf to have rounded corners and be smooth</li> </ul>	<b>Dec 11, 2017</b>		Yes	Yes
	<ul style="list-style-type: none"> <li>Lighting not to cause glare from mail boxes</li> </ul>	<b>Dec 11, 2017</b>		Yes	Yes
	<ul style="list-style-type: none"> <li>CCTV to be installed in mail rooms that are apart from the lobby</li> </ul>	<b>Dec 11, 2017</b>		Yes	Yes
	<ul style="list-style-type: none"> <li>Signage CCTV</li> </ul>	<b>Dec 11, 2017</b>		Yes	Yes
	<ul style="list-style-type: none"> <li>ADO to be installed on all mail room doors</li> </ul>	<b>Dec 3, 2015</b>		Yes	Yes
	<ul style="list-style-type: none"> <li>All mail room doors to be a min of 42 inches (1067mm) wide</li> </ul>	<b>Dec 11, 2017</b>		Yes	Yes
	<ul style="list-style-type: none"> <li>Flat/ Flush thresholds</li> </ul>	<b>Dec 11, 2017</b>		Yes	Yes
	<ul style="list-style-type: none"> <li>If mail room is separate and apart from lobby mail room must have installed RED emergency flashing light</li> </ul>	<b>Dec 11, 2017</b>		Yes	Yes



Item	Description/Standard	Implement Date	Exception/ Default/ Amendments	Applies to New Builds	Applies to Existing Builds
	connected to fire alarm system to activate for the hearing impaired.				
	<b>Garbage &amp; Recycling Rooms-</b>				
	<ul style="list-style-type: none"> <li>• Accessible garbage rooms will have an ADO with FOB access</li> </ul>	<b>Dec 3, 2015</b>		Yes	Yes
	<ul style="list-style-type: none"> <li>• Emergency fall buttons will be supplied and installed.</li> </ul>	<b>Dec 3, 2015</b>		Yes	Yes
	<ul style="list-style-type: none"> <li>• Will have 84 inch (2135mm) turning diameter</li> </ul>	<b>Dec 11, 2017</b>		Yes	Yes
	<ul style="list-style-type: none"> <li>• Will have a single garbage/recycling room designated for use by residents with disabilities and will provide sufficient space for garbage, recycling and organics.</li> </ul>	<b>Dec 3, 2015</b>	Exception for existing builds only, when structure prohibits	Yes	Yes – exception applies
	<ul style="list-style-type: none"> <li>• Will have flat/ flush thresholds</li> </ul>	<b>Dec 11, 2017</b>		Yes	Yes
	<ul style="list-style-type: none"> <li>• All garbage/recycling rooms will have accessible doors 42" wide and kick plates the full width of the door and 30 inches high</li> </ul>	<b>Dec 11, 2017</b>		Yes	Yes
	<ul style="list-style-type: none"> <li>• Will have on the interior Emergency alert devices that are red strobe style in order to benefit the hearing</li> </ul>	<b>Dec 11, 2017</b>		Yes	Yes

Item	Description/Standard	Implement Date	Exception/ Default/ Amendments	Applies to New Builds	Applies to Existing Builds
	impaired and installed in accordance with codes and standards.				
	<b>Laundry Rooms-</b>				
	<ul style="list-style-type: none"> <li>• FOB activated exterior ADO</li> </ul>	<b>Dec 11, 2017</b>		Yes	Yes
	<ul style="list-style-type: none"> <li>• Interior ADO button</li> </ul>	<b>Dec 11, 2017</b>		Yes	Yes
	<ul style="list-style-type: none"> <li>• ADO placement min 3 feet (914mm) from door frame inside and outside of laundry room Refer to Ontario Building Code for other requirements including maximum placement distances.</li> </ul>	<b>Dec 11, 2017</b>		Yes	Yes
	<ul style="list-style-type: none"> <li>• doors that are a minimum of 915 mm wide and a preferred width of 1067 mm</li> </ul>	<b>Dec 3, 2015</b>		Yes- preferred required	Yes- min allowed for existing structures only
	<ul style="list-style-type: none"> <li>• Laundry room doors will have kick plates the full width of the door and 30 inches high</li> </ul>	<b>Dec 11, 2017</b>		Yes	Yes
	<ul style="list-style-type: none"> <li>• 84 inch turning diameter (2135 mm)</li> </ul>	<b>Dec 3, 2015</b>		Yes	Yes

Item	Description/Standard	Implement Date	Exception/ Default/ Amendments	Applies to New Builds	Applies to Existing Builds
	<ul style="list-style-type: none"> <li>clear path of travel that is at least 1100 mm wide. Refer to O.B.C.</li> </ul>	<b>Dec 3, 2015</b>		Yes	Yes
	<ul style="list-style-type: none"> <li>tables provided for folding clothes will be at least 812 mm high</li> </ul>	<b>Dec 3, 2015</b>		Yes	Yes
	<ul style="list-style-type: none"> <li>will have one hand washing sink. Sink to be standard depth, 10"-12".</li> </ul>	<b>Dec 11, 2017</b>		Yes	Yes
	<ul style="list-style-type: none"> <li>will have min. one 25 lb. capacity washer</li> </ul>	<b>Dec 11, 2017</b>		Yes	Yes
	<ul style="list-style-type: none"> <li>50% or min of one washer will be front loading</li> </ul>	<b>Dec 11, 2017</b>		Yes	Yes
	<ul style="list-style-type: none"> <li>Will have Flat/ Flush threshold</li> </ul>	<b>Dec 11, 2017</b>		Yes	Yes
	<ul style="list-style-type: none"> <li>Flooring to be of porcelain tile</li> </ul>	<b>Dec 11, 2017</b>		Yes	Yes
	<ul style="list-style-type: none"> <li>Flooring tiles to be slip resistant</li> </ul>	<b>Dec 11, 2017</b>		Yes	Yes
	<ul style="list-style-type: none"> <li>All machines to be card reader kiosk</li> </ul>	<b>Dec 11, 2017</b>		Yes	Yes
	<ul style="list-style-type: none"> <li>Kiosks on machines will be at the front of the machine and at an accessible height, buttons for cycle selection will be at the front of the machine</li> </ul>	<b>Dec 11, 2017</b>		Yes	Yes
	<ul style="list-style-type: none"> <li>Walls to be light in colour</li> </ul>	<b>Dec 11, 2017</b>		Yes	Yes

Item	Description/Standard	Implement Date	Exception/ Default/ Amendments	Applies to New Builds	Applies to Existing Builds
	<ul style="list-style-type: none"> <li>Baseboards to be of high colour contrast porcelain tile</li> </ul>	<b>Dec 11, 2017</b>		Yes	Yes
	<ul style="list-style-type: none"> <li>Preferred layout of machines to the outside perimeter of the room</li> </ul>	<b>Dec 11, 2017</b>		Yes	Yes
	<ul style="list-style-type: none"> <li>Lighting to be 300-400 Lux at the folding table</li> </ul>	<b>Dec 11, 2017</b>		Yes	Yes
	<ul style="list-style-type: none"> <li>CCTV cameras to be installed for clear monitoring of entire laundry area</li> </ul>				
	<ul style="list-style-type: none"> <li>Emergency alert devices to be red strobe style in order to benefit the hearing impaired and installed in accordance with codes and standards.</li> </ul>	<b>Dec 11, 2017</b>		Yes	Yes
	<b>Main Floor &amp; Community Room Washrooms-</b>				
	<ul style="list-style-type: none"> <li>All buildings must provide one fully accessible washroom on the main floor for tenant use</li> </ul>	<b>Dec 11, 2017</b>	exception for existing builds where structure prohibits standard	Yes	Yes – exception for existing builds
	<ul style="list-style-type: none"> <li>Will have FOB-ADO Access</li> </ul>	<b>Dec 11, 2017</b>		Yes	Yes
	<ul style="list-style-type: none"> <li>Interior ADO will have a min of 3 feet (914mm) leg clearance to door</li> </ul>	<b>Dec 11, 2017</b>		Yes	Yes


Item	Description/Standard	Implement Date	Exception/ Default/ Amendments	Applies to New Builds	Applies to Existing Builds
	<ul style="list-style-type: none"> <li>Exterior emergency flashing light connected to the interior button</li> </ul>	<b>Dec 11, 2017</b>		Yes	Yes
	<ul style="list-style-type: none"> <li>Door width to be 42 inches new builds and where possible for existing builds, 36 min for existing builds only</li> </ul>	<b>Dec 11, 2017</b>	exception for existing builds only	Yes	Yes – exception applies
	<ul style="list-style-type: none"> <li>Will have turn diameter of 84 inches (2135mm)</li> </ul>	<b>Dec 11, 2017</b>	exception for existing builds- defaults to OBC	Yes	Yes- exception applies
	<ul style="list-style-type: none"> <li>Will have occupancy signage including Braille at accessible height of not more than 42 inches (1067mm) on outside of washroom including Braille</li> </ul>	<b>Dec 11, 2017</b>		Yes	Yes
	<ul style="list-style-type: none"> <li>Kick plate to be installed the full width of the door and 30 inches high</li> </ul>	<b>Dec 11, 2017</b>		Yes	Yes
	<ul style="list-style-type: none"> <li>Will be single use-non gender specific</li> </ul>	<b>Dec 11, 2017</b>		Yes	yes
	<ul style="list-style-type: none"> <li>Will have slip resistant porcelain tile flooring with high contrast colour to walls NOT to be any dark colour.</li> </ul>	<b>Dec 11, 2017</b>		Yes	Yes
	<ul style="list-style-type: none"> <li>Will have emergency button installed 30 inches from the floor. Emergency call button to sound alarm and flash exterior flashing light with attached</li> </ul>	<b>Dec 11, 2017</b>		Yes	Yes

Item	Description/Standard	Implement Date	Exception/ Default/ Amendments	Applies to New Builds	Applies to Existing Builds
	panic strip installed around perimeter of the room 18 inches from the floor. (emergency button to be connected to emergency generator)				
	<ul style="list-style-type: none"> <li>• Leg clearance at sinks to be minimum 29" or in accordance with O.B.C., whichever greater.</li> </ul>	<b>Dec 11, 2017</b>		Yes	Yes
	<ul style="list-style-type: none"> <li>• Wall mounted sink piping will be wrapped for insulation</li> </ul>				
	<ul style="list-style-type: none"> <li>• Distance from adjacent wall to outside edge of sink to be 600mm</li> </ul>	<b>Dec 11, 2017</b>		Yes	Yes
	<ul style="list-style-type: none"> <li>• Sink taps will be motion sensor activated.</li> </ul>	<b>Dec 11, 2017</b>		Yes	Yes
	<ul style="list-style-type: none"> <li>• Will have a soap dispenser not to be more than 3 inches higher than the bowl surface of the sink</li> </ul>	<b>Dec 11, 2017</b>		Yes	Yes
	<ul style="list-style-type: none"> <li>• Air hand drying station or paper towel dispenser to be not higher than 38 inches (965mm) centre to floor</li> </ul>	<b>Dec 11, 2017</b>		Yes	Yes
	<ul style="list-style-type: none"> <li>• Will have toilet seat at 435mm from finished floor</li> </ul>	<b>Dec 11, 2017</b>	Default	Yes	Yes
	<ul style="list-style-type: none"> <li>• Will have clear unobstructed transfer space in front of toilet of 36 inches (914mm)</li> </ul>	<b>Dec 11, 2017</b>		Yes	Yes

Item	Description/Standard	Implement Date	Exception/ Default/ Amendments	Applies to New Builds	Applies to Existing Builds
	<ul style="list-style-type: none"> <li>Will have clear unobstructed transfer space beside toilet of 914mm x 1500mm</li> </ul>	<b>Dec 11, 2017</b>		Yes	Yes
	<ul style="list-style-type: none"> <li>Toilet paper dispenser will be located no further than 4 inches (101mm) forward from the front edge of the toilet</li> </ul>	<b>Dec 11, 2017</b>		Yes	Yes
	<ul style="list-style-type: none"> <li>Grab bars to be installed as per OBC</li> </ul>	<b>Dec 11, 2017</b>	Default	Yes	Yes
	<ul style="list-style-type: none"> <li>Structural blocking, electrical provisions and clearance to allow for the installation of an adult change table as required by the O.B.C.</li> </ul>	<b>Dec 11, 2017</b>	Default	Yes	Yes
	<ul style="list-style-type: none"> <li>Wall tiles to be white porcelain subway style to the ceiling</li> </ul>	<b>Dec 11, 2017</b>		Yes	Yes
	<ul style="list-style-type: none"> <li>Lighting to be motion activated</li> </ul>	<b>Dec 11, 2017</b>		Yes	Yes
	<b>Community Room</b>				
	<ul style="list-style-type: none"> <li>Will have FOB-ADO activated access</li> </ul>	<b>Dec 3, 2015</b>		Yes	Yes
	<ul style="list-style-type: none"> <li>Will have 84 inch (2135mm)turn diameter apart and separate from kitchen turn diameter</li> </ul>	<b>Dec 11, 2017</b>		Yes	Yes

Item	Description/Standard	Implement Date	Exception/ Default/ Amendments	Applies to New Builds	Applies to Existing Builds
	<ul style="list-style-type: none"> <li>Will have 42 inch (1067mm) door width, for existing buildings only-min of 36 inches (914mm)</li> </ul>	<b>Dec 11, 2017</b>	exception for existing builds when structure prohibits	Yes	Yes-exception applies
	<ul style="list-style-type: none"> <li>ADO buttons to be no less than 36 inches from door frame to allow leg clearance</li> </ul>	<b>Dec 11, 2017</b>		Yes	Yes
	<ul style="list-style-type: none"> <li>Will have access to 2 accessible exits</li> </ul>	<b>Dec 11, 2017</b>	exception for existing builds where structure prohibits	Yes	Yes-exception applies
	<ul style="list-style-type: none"> <li>Will have sufficient CCTV cameras to monitor all areas of community room</li> </ul>	<b>Dec 11, 2017</b>		Yes	Yes
	Emergency alert devices to be red strobe style in order to benefit the hearing impaired and installed in accordance with codes and standards.	<b>Dec 11, 2017</b>		Yes	Yes
	<ul style="list-style-type: none"> <li>Where community room entrance is glass with aluminum frame the ADO can be mounted on an aluminum cross bar as shown</li> </ul>	<b>Dec 11, 2017</b>		Yes	Yes



Item	Description/Standard	Implement Date	Exception/ Default/ Amendments	Applies to New Builds	Applies to Existing Builds
					
	<ul style="list-style-type: none"> <li>Will have intercom connection from entrance or vestibule</li> </ul>	<b>Dec 11, 2017</b>		Yes	Yes
	<ul style="list-style-type: none"> <li>Will have a minimum of 2 telephone jacks</li> </ul>	<b>Dec 11, 2017</b>		Yes	Yes
	<ul style="list-style-type: none"> <li>All telephone jacks will be a minimum of 762 mm and a maximum of 966 mm from the centre of the jack to the floor.</li> </ul>	<b>Dec 11, 2017</b>		Yes	Yes
	<ul style="list-style-type: none"> <li>Will have signage identifying contact numbers for the Call Centre, CSU, Fire, &amp; Police or ambulance</li> </ul>	<b>Dec 11, 2017</b>		Yes	Yes
	<ul style="list-style-type: none"> <li>Will have a clock mounted to one wall</li> </ul>	<b>Dec 11, 2017</b>		Yes	Yes
	<ul style="list-style-type: none"> <li>Will have flat/flush thresholds</li> </ul>	<b>Dec 11, 2017</b>		Yes	Yes
	<ul style="list-style-type: none"> <li>Community rooms with a raised stage will provide a ramp( as per above specs)</li> </ul>	<b>Dec 11, 2017</b>		Yes	Yes
	<ul style="list-style-type: none"> <li>Will have a min of 2 cable/network outlets on opposite walls</li> </ul>	<b>Dec 11, 2017</b>		Yes	Yes

Item	Description/Standard	Implement Date	Exception/ Default/ Amendments	Applies to New Builds	Applies to Existing Builds
	<ul style="list-style-type: none"> <li>Cable/network outlets All telephone jacks will be a minimum of 762 mm and a maximum of 966 mm from the centre of the outlet to the floor</li> </ul>	<b>Dec 11, 2017</b>		Yes	Yes
	<ul style="list-style-type: none"> <li>Will have a min of 1 double electrical outlet every 5 feet on all walls</li> </ul>	<b>Dec 11, 2017</b>		Yes	Yes
	<ul style="list-style-type: none"> <li>All electrical outlets will be located no higher than 812 mm and no lower than 710 mm, from the centre of the outlet to the floor.</li> </ul>	<b>Dec 11, 2017</b>		Yes	Yes
	<ul style="list-style-type: none"> <li>Light switches to be no less than 965mm no more than 1068 mm from the centre of the light switch panel to the floor.</li> </ul>	<b>Dec 11, 2017</b>		Yes	Yes
	<ul style="list-style-type: none"> <li>Flooring to be slip resistant porcelain tile</li> </ul>	<b>Dec 11, 2017</b>		Yes	Yes
	<ul style="list-style-type: none"> <li>Flooring to have high contrast colour to baseboards and trim to cabinetry and walls</li> </ul>	<b>Dec 11, 2017</b>		Yes	Yes
	<ul style="list-style-type: none"> <li>All baseboards to be made of wood or tile</li> </ul>	<b>Dec 11, 2017</b>		Yes	Yes
	<ul style="list-style-type: none"> <li>Lighting min. 200 Lux (measured at the floor level)</li> </ul>	<b>Dec 11, 2017</b>		Yes	Yes
	<b>Community room Kitchen</b>				

Item	Description/Standard	Implement Date	Exception/ Default/ Amendments	Applies to New Builds	Applies to Existing Builds
	<ul style="list-style-type: none"> <li>Will have 84 inch (2135mm)turn diameter</li> </ul>	<b>Dec 11, 2017</b>	Exception existing builds where structurally prohibitive	Yes	Yes Exception applies
	<ul style="list-style-type: none"> <li>Countertops to provide 30 linear feet including sink and stove spaces</li> </ul>	<b>Dec 11, 2017</b>	Exception existing builds only where structurally prohibitive	Yes	Yes- Exception applies
	<ul style="list-style-type: none"> <li>Cupboards to be of plywood construction with gabled ends</li> </ul>	<b>Dec 11, 2017</b>		Yes	Yes
	<ul style="list-style-type: none"> <li>Cupboards to provide a minimum of 40 linear feet of storage</li> </ul>	<b>Dec 11, 2017</b>		Yes	Yes
	<ul style="list-style-type: none"> <li>Provide rough-ins for future dish washer. New cabinetry to be configured to accommodate future installation.</li> </ul>	<b>Dec 11, 2017</b>		Yes	Yes
	<ul style="list-style-type: none"> <li>To Supply and install a minimum of 1 upper and 1 lower cabinet with hardware inserts to bring contents to accessible height</li> </ul>	<b>Dec 11, 2017</b>		Yes	Yes
	<ul style="list-style-type: none"> <li>Refrigerator to be side-by-side style only, with 180 degree open door</li> </ul>	<b>Dec 11, 2017</b>		Yes	Yes

Item	Description/Standard	Implement Date	Exception/ Default/ Amendments	Applies to New Builds	Applies to Existing Builds
	clearance unless bottom freezer is requested by community.				
	<ul style="list-style-type: none"> <li>Ovens to be side opening with the same features as Frigidaire Gallery 27inch wide x 24inch deep x 29 inch height Model FGEW276SPF</li> </ul>	<b>Dec 11, 2017</b>		Yes	Yes
	<ul style="list-style-type: none"> <li>Convection ovens are NOT to be used</li> </ul>	<b>Dec 11, 2017</b>		Yes	Yes
	<ul style="list-style-type: none"> <li>Ovens will be a minimum of 24 inches (609mm) away from any adjacent wall</li> </ul>	<b>Dec 11, 2017</b>		Yes	Yes
	<ul style="list-style-type: none"> <li>Stoves to be countertop style</li> </ul>	<b>Dec 11, 2017</b>		Yes	Yes
	<ul style="list-style-type: none"> <li>Ranges with front controls <b>only for existing builds where there is insufficient counter space</b></li> </ul>	<b>Dec 11, 2017</b>		No	Yes
	<ul style="list-style-type: none"> <li>Backsplash to be made of 6 x 12 inch porcelain white tile</li> </ul>	<b>Dec 11, 2017</b>		Yes	Yes
	<ul style="list-style-type: none"> <li>A minimum of 2 electrical outlets will be installed on the front face under the countertop</li> </ul>	<b>Dec 11, 2017</b>		Yes	Yes
	<ul style="list-style-type: none"> <li>Switch to ventilation fan will be located under the countertop for accessible height</li> </ul>	<b>Dec 11, 2017</b>		Yes	Yes
	<ul style="list-style-type: none"> <li>Under sink knee clearance minimum of 29 inches</li> </ul>	<b>Dec 11, 2017</b>		Yes	Yes

Item	Description/Standard	Implement Date	Exception/ Default/ Amendments	Applies to New Builds	Applies to Existing Builds
	<ul style="list-style-type: none"> <li>Will provide a minimum of one bank of 3 drawers for cutlery and storage</li> </ul>	<b>Dec 11, 2017</b>		Yes	Yes
	<ul style="list-style-type: none"> <li>Double sinks will be supplied and installed</li> </ul>	<b>Dec 11, 2017</b>		Yes	Yes
	<ul style="list-style-type: none"> <li>No cabinetry to be installed under sink area to wall</li> </ul>	<b>Dec 11, 2017</b>		Yes	Yes
	<ul style="list-style-type: none"> <li>Baseboards are to be made of wood or tile in high contrasting colour to cabinetry, flooring, or walls.</li> </ul>	<b>Dec 11, 2017</b>		Yes	Yes
	<ul style="list-style-type: none"> <li>Serving window countertop serving height must be at accessible countertop height 34 inches</li> </ul>	<b>Dec 11, 2017</b>		Yes	Yes
	<ul style="list-style-type: none"> <li>All cabinetry will have "T" style handles</li> </ul>	<b>Dec 11, 2017</b>		Yes	Yes
	<ul style="list-style-type: none"> <li>Taps will be single handle style with extension hose nozzle (side mounted)</li> </ul>	<b>Dec 11, 2017</b>		Yes	Yes
	<b>Superintendent Office Front of House (FOH) / Access from Lobby</b>				
	<b>Door</b>				
	<ul style="list-style-type: none"> <li>mail slot to be 710 mm (28") above finished floor</li> </ul>	<b>Dec 11, 2017</b>		Yes	Yes
	<ul style="list-style-type: none"> <li>Door to be a min of 42 inches wide (1067mm) nominal</li> </ul>	<b>Dec 11, 2017</b>		Yes	Yes
	<ul style="list-style-type: none"> <li>Door to have window with no covering</li> </ul>	<b>Dec 11, 2017</b>		Yes	Yes

Item	Description/Standard	Implement Date	Exception/ Default/ Amendments	Applies to New Builds	Applies to Existing Builds
	<ul style="list-style-type: none"> <li>• ADO will be installed including remote transmitter</li> </ul>	<b>Dec 11, 2017</b>		Yes	Yes
	<ul style="list-style-type: none"> <li>• ADO buttons will be a minimum of 3 feet</li> <li>• (914.4 mm) from the door frame</li> </ul>	<b>Dec 11, 2017</b>		Yes	Yes
	<b>Service desk</b>				
	<ul style="list-style-type: none"> <li>• to be accessible on both sides:</li> </ul>	<b>Dec 11, 2017</b>		Yes	Yes
	<ul style="list-style-type: none"> <li>• located on accessible path of travel with turning diameter of 84 inches (2135mm)</li> </ul>	<b>Dec 11, 2017</b>		Yes	Yes
	<ul style="list-style-type: none"> <li>• service counter is colour contrasted compared with adjacent surfaces to identify counter when approaching;</li> </ul>	<b>Dec 11, 2017</b>		Yes	Yes
	<ul style="list-style-type: none"> <li>• lighting level is 200 lux minimum, measured at counter top level, positioned for no glare</li> </ul>	<b>Dec 11, 2017</b>		Yes	Yes
	<ul style="list-style-type: none"> <li>• to include a lowered counter usable from seated position: <ul style="list-style-type: none"> <li>○ with top surface mounted between 760mm and 865 high above floor (30-34inches)</li> <li>○ ensure a clear knee space under counter of at least 736mm (29 inches)</li> </ul> </li> </ul>	<b>Dec 11, 2017</b>		Yes	Yes

Item	Description/Standard	Implement Date	Exception/ Default/ Amendments	Applies to New Builds	Applies to Existing Builds
	<ul style="list-style-type: none"> <li>○ ensure clear toe space under the counter of at least 762mm D x 965mm W x 343mm H (30 x 38 x 13.5 inches)</li> <li>○ ensure maximum forward reach of 635mm (25inches) deep across top</li> <li>○</li> </ul>				
	<b>Superintendent Office Back of House (BOH)</b>				
	<b>Washroom</b>				
	<ul style="list-style-type: none"> <li>• At least one TCH Universal Washroom and identified</li> </ul>	<b>Dec 11, 2017</b>		Yes	Yes
	<b>Change Room</b>				
	<ul style="list-style-type: none"> <li>• provide one Universal Change Room at minimum, or one each for male and female change rooms</li> </ul>	<b>Dec 11, 2017</b>	Exception unless structurally prohibitive	Yes	Yes Exception applies
	<ul style="list-style-type: none"> <li>• provide turning diameter of 84 inches (2135mm)</li> </ul>	<b>Dec 11, 2017</b>		Yes	Yes
	<ul style="list-style-type: none"> <li>• floor to be firm, level, slip resistant</li> </ul>	<b>Dec 11, 2017</b>		Yes	Yes
	<ul style="list-style-type: none"> <li>• Doors will be a min of 42 inches (1067mm) wide</li> </ul>	<b>Dec 11, 2017</b>		Yes	Yes
	<ul style="list-style-type: none"> <li>• ADO will be installed including remote transmitter</li> </ul>	<b>Dec 11, 2017</b>		Yes	Yes

Item	Description/Standard	Implement Date	Exception/ Default/ Amendments	Applies to New Builds	Applies to Existing Builds
	<ul style="list-style-type: none"> <li>• ADO buttons will be a minimum of 3 feet (914.4 mm) from the door frame</li> </ul>	<b>Dec 11, 2017</b>		Yes	Yes
	<ul style="list-style-type: none"> <li>• provide locking mechanism that can be opened from the exterior during emergency conditions</li> </ul>	<b>Dec 11, 2017</b>		Yes	Yes
	<ul style="list-style-type: none"> <li>• provide change bench 1370mm long 508mm deep and 660mm high</li> </ul>	<b>Dec 11, 2017</b>		Yes	Yes
	<ul style="list-style-type: none"> <li>• provide L shaped grab bars on the side with vertical component, 150mm minimum from front edge of seat and clearance of 150mm (min) above bench seat</li> </ul>	<b>Dec 11, 2017</b>		Yes	Yes
	<ul style="list-style-type: none"> <li>• provide horizontal grab bar, 1200mm long, mounted between 750mm and 850mm high above the floor</li> </ul>	<b>Dec 11, 2017</b>		Yes	Yes
	<ul style="list-style-type: none"> <li>• provide motion sensor for automatic illumination of interior</li> </ul>	<b>Dec 11, 2017</b>		Yes	Yes
	<b>Lockers</b>				
	<ul style="list-style-type: none"> <li>• 10% of total number of lockers but never less than 1 are accessible</li> </ul>	<b>Dec 11, 2017</b>		Yes	Yes
	<ul style="list-style-type: none"> <li>• clear floor space of: <ul style="list-style-type: none"> <li>○ 2135mm turn diameter</li> </ul> </li> </ul>	<b>Dec 11, 2017</b>		Yes	Yes
	<ul style="list-style-type: none"> <li>• locking mechanism is mounted between 915mm and 1065mm high above floor</li> </ul>	<b>Dec 11, 2017</b>		Yes	Yes



Item	Description/Standard	Implement Date	Exception/ Default/ Amendments	Applies to New Builds	Applies to Existing Builds
	<b>Showers</b>				
	<ul style="list-style-type: none"> <li>provide one Barrier Free shower stall minimum, or at least one for each of men's / women's shower stalls</li> </ul>	<b>Dec 11, 2017</b>		Yes	Yes
	<ul style="list-style-type: none"> <li>Turn diameter to be 84 inches (2135mm)min at shower entrance</li> </ul>	<b>Dec 11, 2017</b>		Yes	Yes
	<ul style="list-style-type: none"> <li>ensure lighting level of 200lux min at floor level</li> </ul>	<b>Dec 11, 2017</b>		Yes	Yes
	<b>Lunch Room</b>				
	<ul style="list-style-type: none"> <li>ensure seating spaces are provided for users with mobility aids, with a minimum floor clearance of 500mm (20") deep that is not part of the accessible route</li> </ul>	<b>Dec 11, 2017</b>		Yes	Yes
	<ul style="list-style-type: none"> <li>provide dining table: <ul style="list-style-type: none"> <li>with top surface between 760mm and 865mm above floor</li> <li>located on accessible path of travel with turning diameter of 2133mm (84")</li> <li>with clear knee space underneath at least 736 mm</li> <li>with designated accessible seating</li> </ul> </li> </ul>	<b>Dec 11, 2017</b>		Yes	Yes

Item	Description/Standard	Implement Date	Exception/ Default/ Amendments	Applies to New Builds	Applies to Existing Builds
	<ul style="list-style-type: none"> <li>○ with toe space below top surface of at least 600mm D x 760mm W x 350mm H</li> </ul> colour contrasted with adjacent surroundings to enhance visibility				
	<b>EXTERIOR</b>				
	<b>Site/Way-Finding/Accessible Path of travel/ Landscaping/Exterior Lighting</b>	<b>Dec 11, 2017</b>		Yes	Yes
	<ul style="list-style-type: none"> <li>•The street address and/or building/facility name should be clearly visible from the street or public laneway</li> </ul>	<b>Dec 11, 2017</b>		Yes	Yes
	<ul style="list-style-type: none"> <li>•Exterior signage and way-finding system is to assist visitors with varying disabilities to locate appropriate parking and accessible entrances</li> </ul>	<b>Dec 11, 2017</b>		Yes	Yes
	<ul style="list-style-type: none"> <li>•Lettering size should be legible at typical viewing distances (e.g., from the road, approach route, parking area, etc.)</li> </ul>	<b>Dec 11, 2017</b>		Yes	Yes

Item	Description/Standard	Implement Date	Exception/ Default/ Amendments	Applies to New Builds	Applies to Existing Builds
	<ul style="list-style-type: none"> <li>•Signage generally should be in bold 'sans-serif' lettering (e.g., Helvetica) on a highly contrasting background. Building addresses or identifying signage at street level, whether it is mounted in landscaped areas or on posts, should be high enough to be clearly visible even with snow piled nearby</li> </ul>	<b>Dec 11, 2017</b>		Yes	Yes
	<ul style="list-style-type: none"> <li>•The "International Symbol of Accessibility" should be used to identify special amenities, such as accessible parking, accessible entrances, or accessible activity spaces for tenants and kids playground</li> </ul>	<b>Dec 11, 2017</b>		Yes	Yes
	<ul style="list-style-type: none"> <li>• All exterior paths of travel elements are to comply with TCHC accessibility requirements: <ul style="list-style-type: none"> <li>- ramps (See <b>Ramps &amp; Ramp Handrails-page 4</b>)</li> <li>- stairs (See <b>Stairs-page 6</b>)</li> <li>- curb ramps</li> <li>- depressed curbs</li> <li>- accessible signage and way finding</li> <li>- rest areas</li> </ul> </li> </ul>	<b>Dec 11, 2017</b>		Yes	Yes

Item	Description/Standard	Implement Date	Exception/ Default/ Amendments	Applies to New Builds	Applies to Existing Builds
	<ul style="list-style-type: none"> <li>Activity spaces for tenants (check) and kids (playgrounds) are to be centrally located</li> </ul>	<b>Dec 11, 2017</b>		Yes	Yes
	<ul style="list-style-type: none"> <li>Provide accessible picnic tables</li> </ul>				
	<ul style="list-style-type: none"> <li>Provide accessible benches with backrests and armrests that are strategically placed throughout the site, preferably located in the shade</li> </ul>	<b>Dec 11, 2017</b>		Yes	Yes
	<ul style="list-style-type: none"> <li>Provide accessible height and knee clearances at tables (picnic tables) and reach ranges (e.g., gate latches)</li> </ul>	<b>Dec 11, 2017</b>		Yes	Yes
	<ul style="list-style-type: none"> <li>Provide waste receptacles and recycling bins which are accessible to persons using various mobility aids and to be permanently located to one side of path of travel as not to encroach on walkway width</li> </ul>	<b>Dec 11, 2017</b>		Yes	Yes
	<ul style="list-style-type: none"> <li>Provide adequate lighting for visibility and safety</li> </ul>	<b>Dec 11, 2017</b>		Yes	Yes
	<ul style="list-style-type: none"> <li>Board game tables are to be accessible for people using mobility aids</li> </ul>	<b>Dec 11, 2017</b>		Yes	Yes
	<ul style="list-style-type: none"> <li>Accessible pathways are to be hard-surface throughout the site to</li> </ul>	<b>Dec 11, 2017</b>		Yes	Yes

Item	Description/Standard	Implement Date	Exception/ Default/ Amendments	Applies to New Builds	Applies to Existing Builds
	accommodate anyone using a mobility device (e.g., a cane, walker, wheelchair, scooter) and minimizes injuries from falls				
	<ul style="list-style-type: none"> <li>• New or redeveloped, exterior paths of travel must:</li> <li>• Meet minimum clear width (1 .5 m) and clear height (2.1 m)</li> <li>• Have cane detectability requirements for head room obstructions</li> <li>• Meet maximum running slope ratios (no greater than 1:20 (5%) and cross slopes no greater than 1:50 (2%))</li> <li>• Have a firm, stable and slip-resistant surface</li> <li>• Meet restrictions on the size of surface openings (must not allow passage of an object that has a diameter of more than 20 mm), and orient elongated openings perpendicular to the direction of travel</li> </ul>	<b>Dec 11, 2017</b>		Yes	Yes
	<ul style="list-style-type: none"> <li>• Provide rest area for exterior paths of travel every 30m; seating is to be mounted on a firm and level base,</li> </ul>	<b>Dec 11, 2017</b>		Yes	Yes

Item	Description/Standard	Implement Date	Exception/ Default/ Amendments	Applies to New Builds	Applies to Existing Builds
	such as a concrete pad, brick pavers etc., to have armrests and backrest, armrest are not to be used adjacent to clear space to allow for transfer onto the bench, to use color contrast in ground finish, texture and tone to distinguish the rest area from the path of travel				
	•Lighting levels of 200 lux. (20 ft. candles) measured at the ground level of all accessible pedestrian entrances are recommended as an aid to persons with visual disabilities	<b>Dec 11, 2017</b>		Yes	Yes
	•Lighting sources should be selected and located at, or beside steps and stairs, to ensure clear definition of treads, risers, and nosing	<b>Dec 11, 2017</b>		Yes	Yes
	•All lighting over accessible path of travel should be evenly distributed, provide a reasonable colour spectrum, and minimize cast shadows for persons with low vision	<b>Dec 11, 2017</b>		Yes	Yes
	•Supplementary lighting should be provided to highlight all key way-finding signage	<b>Dec 11, 2017</b>		Yes	Yes

Item	Description/Standard	Implement Date	Exception/ Default/ Amendments	Applies to New Builds	Applies to Existing Builds
	<ul style="list-style-type: none"> <li>•Overhead light fixtures should be mounted on standards that ensure clear headroom of 2100 mm is available, below fixtures or supports, as an aid to persons with visual limitations</li> </ul>	<b>Dec 11, 2017</b>		Yes	Yes
	<ul style="list-style-type: none"> <li>•Lighting standards or posts should be mounted to one side of pedestrian walkways so as not to inhibit free movement of persons using mobility aids</li> </ul>	<b>Dec 11, 2017</b>		Yes	Yes
	<b>Accessible Gardens</b>				
	<ul style="list-style-type: none"> <li>•Planters are to be located close to accessible (roof) entrances, tool storage, and adjacent to a water station</li> </ul>	<b>Dec 11, 2017</b>		Yes	Yes
	<ul style="list-style-type: none"> <li>•The access pathway to the planters should be flat, firm and stable</li> </ul>	<b>Dec 11, 2017</b>		Yes	Yes
	<ul style="list-style-type: none"> <li>•Turning diameter of 7' to be maintained and the minimum dimensions for accessible pathways should be 4'</li> </ul>	<b>Dec 11, 2017</b>		Yes	Yes
	<ul style="list-style-type: none"> <li>•Paths between planters are to be at least 3 feet wide, preferably 4 feet</li> </ul>	<b>Dec 11, 2017</b>		Yes	Yes

Item	Description/Standard	Implement Date	Exception/ Default/ Amendments	Applies to New Builds	Applies to Existing Builds
	<ul style="list-style-type: none"> <li>•Garden beds should be located close to garden entrances, tool storage, and adjacent to a water station</li> </ul>	<b>Dec 11, 2017</b>		Yes	Yes
	<ul style="list-style-type: none"> <li>•The accessible pathway to the beds should be flat and not require travel along any slopes. Turn-around areas should have 7' x 7' available at both ends of the beds, and the minimum dimensions for pathways should be 48" for single wheelchairs</li> </ul>	<b>Dec 11, 2017</b>		Yes	Yes
	<ul style="list-style-type: none"> <li>•Water should be placed close to garden beds, should come out of raised spot 24" - 36", a lightweight hose should be easily accessible, and hand levers should be used.</li> </ul>	<b>Dec 11, 2017</b>		Yes	Yes
	<ul style="list-style-type: none"> <li>• The tool shed should be located as close as possible to the accessible beds and have level, solid surface pathways leading to it</li> </ul>	<b>Dec 11, 2017</b>		Yes	Yes
	<ul style="list-style-type: none"> <li>•For wheelchair access within a general shed, the doors must be at least 48". You should allow 60+" inside to allow for a 360° turn. Tools and workbench tops should be stored no higher than 44"- 48" and no lower than 18", reach depth should not</li> </ul>	<b>Dec 11, 2017</b>		Yes	Yes



Item	Description/Standard	Implement Date	Exception/ Default/ Amendments	Applies to New Builds	Applies to Existing Builds
	exceed 20" with no obstruction in front				
	<ul style="list-style-type: none"> <li>• Accessible garden beds are to be designed for a parallel approach that someone using a wheelchair would have to turn to their side while gardening</li> </ul>	<b>Dec 11, 2017</b>		Yes	Yes
	<ul style="list-style-type: none"> <li>• The height of the accessible garden beds should be between 28 and 34 inches from the ground. Depth from one side should be no deeper than 24 inches</li> </ul>	<b>Dec 11, 2017</b>		Yes	Yes
	<ul style="list-style-type: none"> <li>• Accessible paths between gardens should be at least 3 feet wide</li> </ul>	<b>Dec 11, 2017</b>		Yes	Yes
	<ul style="list-style-type: none"> <li>• 50% garden beds are to be accessible</li> </ul>	<b>Dec 11, 2017</b>		Yes	Yes
	<ul style="list-style-type: none"> <li>• Recommend dimensions of accessible raised bed plots: -Width: depending on the garden/roof layout from 2' to 3½' (3-4' wide, if bed can be reached from both sides; 3½' wide is ideal). (1½-2' wide, if bed can only be reached from one side; 1¾' wide is ideal to accommodate people (especially women) who have</li> </ul>	<b>Dec 11, 2017</b>		Yes	Yes

Item	Description/Standard	Implement Date	Exception/ Default/ Amendments	Applies to New Builds	Applies to Existing Builds
	<p>a shorter arm reach. To accommodate everyone, ideal width is 3½' for beds reachable on two sides and 1¾' for beds reachable on only one side.</p> <p>-Length: depending on the roof layout from 8' to 12' (depending of available space: 3½' wide; 10-12' long (longer beds are harder to build properly and maintain))</p> <p>-Standard heights for raised planters are between 11 and 12 inches. (to avoid water-logged soil. One cubic foot of wet "earth" weighs approximately 45 kilograms (100 pounds))</p>				
	<ul style="list-style-type: none"> <li>• Water taps are to be at least 2' high, with a maximum height of 4', placed at or very near accessible garden beds; placed within 20' of each one</li> </ul>	<b>Dec 11, 2017</b>		Yes	Yes
	<b>Accessible Playgrounds</b>				
	<ul style="list-style-type: none"> <li>• As per community needs based on consultation, available budget and site characteristics (location, opportunities and restrictions), new kids playgrounds are to be designed</li> </ul>	<b>Dec 11, 2017</b>		Yes	Yes

Item	Description/Standard	Implement Date	Exception/ Default/ Amendments	Applies to New Builds	Applies to Existing Builds
	in compliance with CAN/CSA Z614-07, ANNEX-, as well as redeveloping the existing playgrounds to create accessible places to enhance the area/play space for all users, regardless of ability				
	<ul style="list-style-type: none"> <li>• Accessible path of travel is to be at least 1500 mm (60") wide, connecting the playground with access elements such as sidewalks and parking lots. Providing accessible walkways will also help children and caregivers with disabilities move into the play areas and between play equipment</li> </ul>	<b>Dec 11, 2017</b>		Yes	Yes
	<ul style="list-style-type: none"> <li>• Provide exterior paths of travel from the accessible building entrance to the kids playground entry that are firm, stable, slip-resistant and meet the height and width requirements of (minimum 1.5 m in width and 2.1 m in height)</li> </ul>	<b>Dec 11, 2017</b>		Yes	Yes
	<ul style="list-style-type: none"> <li>• Minimize the change in elevation from the exterior path of travel to the firm, stable and impact-absorbing surface so that there is a smooth transition for children with disabilities</li> </ul>	<b>Dec 11, 2017</b>		Yes	Yes

Item	Description/Standard	Implement Date	Exception/ Default/ Amendments	Applies to New Builds	Applies to Existing Builds
	between the two surfaces (i.e., no speed bump or barrier to access, provide depressed curbs or curb cuts)				
	<ul style="list-style-type: none"> <li>•Consider providing at least one accessible seating area so that a caregiver with a disability can comfortably observe their child</li> </ul>	<b>Dec 11, 2017</b>		Yes	Yes
	<ul style="list-style-type: none"> <li>•Install benches with backs and armrests that are strategically placed throughout and surrounding the space, preferably in a shaded area</li> </ul>	<b>Dec 11, 2017</b>		Yes	Yes
	<ul style="list-style-type: none"> <li>•Design considerations – A seating area with a bench should extend approximately 1500 mm (60”) beyond the end of the bench, and be a minimum of 1220 mm (48”) deep, to accommodate an individual using a mobility device</li> </ul>	<b>Dec 11, 2017</b>		Yes	Yes
	<ul style="list-style-type: none"> <li>•Entry points into play spaces should be a minimum of 1000 mm (39”) to allow a mobility device to gain entry, while excluding larger vehicles not considered appropriate for this purpose</li> </ul>	<b>Dec 11, 2017</b>		Yes	Yes

Item	Description/Standard	Implement Date	Exception/ Default/ Amendments	Applies to New Builds	Applies to Existing Builds
	<ul style="list-style-type: none"> <li>• Accessible entrance/outlet points from the accessible route along the perimeter boundary of the playground</li> </ul>	<b>Dec 11, 2017</b>		Yes	Yes
	<ul style="list-style-type: none"> <li>• Accessible routes connecting the playground to adjacent sidewalks and community centre facility</li> </ul>	<b>Dec 11, 2017</b>		Yes	Yes
	<ul style="list-style-type: none"> <li>• Ensure that the accessible play structures are integrated into the plan for the entire site</li> </ul>	<b>Dec 11, 2017</b>		Yes	Yes
	<ul style="list-style-type: none"> <li>• Provide an orientation path and wayfinding with easily perceptible information</li> </ul>	<b>Dec 11, 2017</b>		Yes	Yes
	<ul style="list-style-type: none"> <li>• Ensure fencing/containment does not increase barriers. Instead it should provide a sense of comfort for both children and caregivers. Fencing also supports those supervising multiple children, eases concerns over nearby road traffic, etc.</li> </ul>	<b>Dec 11, 2017</b>		Yes	Yes
	<ul style="list-style-type: none"> <li>• Provide sight lines for supervision. Aim to minimize distance from park entry or parking lot to play space</li> </ul>	<b>Dec 11, 2017</b>		Yes	Yes
	<ul style="list-style-type: none"> <li>• A minimum of 20% of features incorporated shall be accessible. Examples of accessible features: <ul style="list-style-type: none"> <li>- Play counters</li> </ul> </li> </ul>	<b>Dec 11, 2017</b>		Yes	Yes

Item	Description/Standard	Implement Date	Exception/ Default/ Amendments	Applies to New Builds	Applies to Existing Builds
	<ul style="list-style-type: none"> <li>- Crawl tubes/tunnels</li> <li>- Sand tables</li> <li>- Ramps connecting components</li> <li>- Play Panels</li> </ul>				
	<ul style="list-style-type: none"> <li>• Pathways to, and throughout the play space, should provide circulation/access to all spaces/equipment</li> </ul>	<b>Dec 11, 2017</b>		Yes	Yes
	<b>Accessibility standards for culturally Deaf, oral deaf, deafened and hard of hearing people</b>				
	<p><b><u>DeafSpace principles</u></b> (: visual orientation is often crucial for someone who doesn't hear)- to address five main problem areas for the deaf to facilitate clear lines of sight throughout common areas or tenant units:</p> <ul style="list-style-type: none"> <li>• space and proximity</li> <li>• sensory reach</li> <li>• mobility and proximity</li> <li>• light and color</li> <li>• acoustics</li> </ul>	<b>Dec 11, 2017</b>		Yes	Yes
	<b>In-Suite</b>				
	<ul style="list-style-type: none"> <li>• <b>ADO</b>-To be supplied and installed on all unit entry door to wheelchair /</li> </ul>	<b>Dec.3, 2015</b>		Yes	Yes

Item	Description/Standard	Implement Date	Exception/ Default/ Amendments	Applies to New Builds	Applies to Existing Builds
	Mobility unit				
	Remote to entry doors where resident has provided medical need documentation due to hand/arm/shoulder, strength/dexterity	<b>Dec.3, 2015</b>		Yes	Yes
	<p><b>Turning Diameter In-Suite</b></p> <ul style="list-style-type: none"> <li>A turn diameter of 2135mm will be maintained; this turn diameter will apply to both interior and exterior in-suite spaces, with the only exception being inside of roll-in shower where a 1525mm turn diameter will be maintained</li> </ul>	<b>Dec. 3, 2015</b>		Yes	Yes
	<b>UNIT DOORS</b>				
	<ul style="list-style-type: none"> <li>All new, revitalized or refurbished buildings will have lever style handles on all entry and in-suite doors</li> </ul>	<b>Dec.3, 2015</b>		Yes	Yes
	<ul style="list-style-type: none"> <li>All units will have flat/flush thresholds from common hallways into suite</li> </ul>	<b>Dec 11, 2017</b>		Yes	Yes
	<ul style="list-style-type: none"> <li>All existing entry and In-suite doors will be converted to lever style handles whenever repairs or replacement is required</li> </ul>	<b>Dec. 3, 2015</b>		Yes	Yes
	<ul style="list-style-type: none"> <li>Min 300 Lux lighting at unit entry at the floor level</li> </ul>	<b>Dec 11, 2017</b>		Yes	Yes

Item	Description/Standard	Implement Date	Exception/ Default/ Amendments	Applies to New Builds	Applies to Existing Builds
	<ul style="list-style-type: none"> <li>All non-siding interior doors will have lever handles and flush thresholds</li> </ul>	<b>Dec. 3, 2015</b>		Yes	Yes
	<b>FLOORING MATERIALS-</b>				
	<ul style="list-style-type: none"> <li>Materials used should be appropriate to a residential space and should not give the feeling of an industrial or institutional environment</li> </ul>	<b>Dec. 3, 2015</b>		Yes	Yes
	<ul style="list-style-type: none"> <li>Flooring materials in wheelchair/mobility units will be aesthetically similar to the flooring materials used in non-accessible units. Linoleum and tiles should NOT be used unless they are also used in non-accessible units</li> </ul>	<b>Dec. 3, 2015</b>		Yes	Yes
	<ul style="list-style-type: none"> <li>Flooring to be of medium to light colour with high contrast to baseboard</li> </ul>	<b>Dec 11, 2017</b>		Yes	Yes
	<ul style="list-style-type: none"> <li>Flooring in all spaces in-suite except washrooms should be of vinyl laminate with cork bottom</li> </ul>	<b>Dec 11, 2017</b>	Amendment	Yes	Yes
	<ul style="list-style-type: none"> <li>Washroom flooring to be tiles no less than 2 inches (50mm) square</li> </ul>	<b>Dec 11, 2017</b>		Yes	Yes
	<ul style="list-style-type: none"> <li>Washroom tiles to be non-glare and slip resistant</li> </ul>	<b>Dec 11, 2017</b>		Yes	Yes
	<ul style="list-style-type: none"> <li>Baseboards to be made of wood and painted high contrast colour to</li> </ul>	<b>Dec 11, 2017</b>		Yes	Yes



Item	Description/Standard	Implement Date	Exception/ Default/ Amendments	Applies to New Builds	Applies to Existing Builds
	flooring and adjacent walls except in washrooms				
	<ul style="list-style-type: none"> <li>Washroom baseboard tile (first row on wall) should be high contrast colour to floor and adjacent wall and non-glare</li> </ul>	<b>Dec 11, 2017</b>		Yes	Yes
	<b>THERMOSTATS-</b>				
	<ul style="list-style-type: none"> <li>All thermostats are to be located no higher than 915mm from the centre of the thermostat unit to the floor and no lower than 762mm from the centre of the thermostat unit to the floor</li> </ul>	<b>Dec. 3, 2015</b>		Yes	Yes
	<ul style="list-style-type: none"> <li>To be located no closer than 1220mm from the inside corner of any adjacent wall</li> </ul>	<b>Dec. 3, 2015</b>		Yes	Yes
	<ul style="list-style-type: none"> <li>In-suite thermostats will be push-button style and will have a remote capacity with screen display</li> </ul>	<b>Dec. 3, 2015</b>		Yes	Yes
	<b>OUTLETS/CIRCUIT BREAKER PANELS/LIGHT SWITCHES-</b>				
	<ul style="list-style-type: none"> <li>All outlets will be located no higher than 812mm and no lower than 710mm from the centre of the outlet to the floor</li> </ul>	<b>Dec.3, 2015</b>		Yes	Yes
	<ul style="list-style-type: none"> <li>All wheelchair/mobility units will have a minimum of 5 outlets (with 2 plugs</li> </ul>	<b>Dec 11, 2017</b>		Yes	Yes

Item	Description/Standard	Implement Date	Exception/ Default/ Amendments	Applies to New Builds	Applies to Existing Builds
	in each outlet) available in each bedroom, living room, and kitchen				
	<ul style="list-style-type: none"> <li>Circuit breaker boxes will be installed with at least 965mm between the floor and the bottom of the circuit breaker box panel</li> </ul>	<b>Dec. 3, 2015</b>		Yes	Yes
	<ul style="list-style-type: none"> <li>Light switches to be no less than 965mm and no more than 1070mm from the centre of the light switch panel to the floor</li> </ul>	<b>Dec. 3, 2015</b>		Yes	Yes
	<b>TELEPHONE JACKS-</b>				
	<ul style="list-style-type: none"> <li>All telephone jacks will be a minimum of 760mm and a maximum of 965mm from the centre of the jack to the floor</li> </ul>	<b>Dec. 3, 2015</b>		Yes	Yes
	<ul style="list-style-type: none"> <li>A minimum of two telephone jacks will be installed, each on opposite wall in all bedrooms and living rooms.</li> </ul>	<b>Dec.3, 2015</b>		Yes	Yes
	<b>CABLE TV OR NETWORK JACKS-</b>				
	<ul style="list-style-type: none"> <li>All wheelchair/mobility units will have minimum two cable/network jacks installed in each bedroom and living room.</li> </ul>	<b>Dec. 3, 2015</b>		Yes	Yes

Item	Description/Standard	Implement Date	Exception/ Default/ Amendments	Applies to New Builds	Applies to Existing Builds
	<b>KITCHEN CUPBOARDS &amp; COUNTER TOPS-</b>				
	<ul style="list-style-type: none"> <li>All wheelchair/mobility units will have plywood gable construction cupboards to allow hardware inserts to be installed as needed.</li> </ul>	<b>Dec. 3, 2015</b>		Yes	Yes
	<ul style="list-style-type: none"> <li>TCH will supply and install hardware inserts to kitchen cabinetry to allow contents of cupboards to brought up or down to accessible height</li> </ul>	<b>Dec.3, 2015</b>		Yes	Yes
	<ul style="list-style-type: none"> <li>Under sink cabinets will NOT be installed, or will be removed as necessary to maintain leg clearance space under sinks.</li> </ul>	<b>Dec. 3, 2015</b>		Yes	Yes
	<ul style="list-style-type: none"> <li>Kitchen cabinetry will be of a colour to provide high contrast to handle hardware. Grey colours not to be used.</li> </ul>	<b>Dec 11, 2017</b>		Yes	Yes
	<ul style="list-style-type: none"> <li>Cabinet locks will not be installed where accessible hardware inserts are installed</li> </ul>	<b>Dec 11, 2017</b>		Yes	Yes
	<ul style="list-style-type: none"> <li>Cabinetry design to include one bank of 3 drawers minimum for storage of utensils</li> </ul>	<b>Dec 11, 2017</b>		Yes	Yes
	<ul style="list-style-type: none"> <li>Cabinetry design to provide 12195 linear mm of storage and will include</li> </ul>	<b>Dec. 3, 2015</b>		Yes	Yes

Item	Description/Standard	Implement Date	Exception/ Default/ Amendments	Applies to New Builds	Applies to Existing Builds
	one roll-out shelf with the dimensions the same as the wall mount oven and one drawer to be a minimum of 660.4mm x 660.4mm x 279.4mm in height.				
	<ul style="list-style-type: none"> <li>Cabinetry design to provide a minimum of 2 outlets with GFI on front facing apron of counter top</li> </ul>	<b>Dec 11, 2017</b>		Yes	Yes
	<ul style="list-style-type: none"> <li>Counter tops will be light in colour with little to no design, have high contrast colour to cabinetry and backsplash tiles</li> </ul>	<b>Dec 11, 2017</b>		Yes	Yes
	<ul style="list-style-type: none"> <li>Counter tops to provide minimum 9145mm of usable space.</li> </ul>	<b>Dec. 3, 2015</b>		Yes	Yes
	<ul style="list-style-type: none"> <li>Cabinetry hardware to be "T" style handles</li> </ul>	<b>Dec 11, 2017</b>		Yes	Yes
	<ul style="list-style-type: none"> <li>Cabinetry hardware to be high contrast to cabinetry colour</li> </ul>	<b>Dec 11, 2017</b>		Yes	Yes
	<ul style="list-style-type: none"> <li>Cabinetry will have minimum two outlets and one mounted switch on the apron of the counter top to control stove overhead light and stove exhaust fan</li> </ul>	<b>Dec 11, 2017</b>		Yes	Yes
	<ul style="list-style-type: none"> <li>Counter top lighting level to be minimum 300 lux</li> </ul>	<b>Dec 11, 2017</b>		Yes	Yes

Item	Description/Standard	Implement Date	Exception/ Default/ Amendments	Applies to New Builds	Applies to Existing Builds
	<b>REFRIGERATORS-</b>				
	<ul style="list-style-type: none"> <li>All refrigerators will have side-by-side double doors with deep in-door shelves and will have slide out shelves</li> </ul>	<b>Dec. 3, 2015</b>		Yes	Yes
	<b>Ovens AND STOVES-</b>				
	<ul style="list-style-type: none"> <li>TCH will supply and install wall mount ovens with side opening doors and with self-cleaning capacity in all wheelchair/mobility units</li> </ul>	<b>Dec. 3, 2015</b>	Exception- for existing builds where there is insufficient space and range must be used	Yes	Yes- exception applies
	<ul style="list-style-type: none"> <li>Oven controls will be at accessible height</li> </ul>	<b>Dec. 3, 2015</b>		Yes	Yes
	<ul style="list-style-type: none"> <li>A single pull-out shelf will be supplied and installed with a width that is equal to the wall mount oven width and depth of 50.8mm under the oven.</li> </ul>	<b>Dec. 3, 2015</b>		Yes	Yes
	<ul style="list-style-type: none"> <li>No oven shall be convection style oven.</li> </ul>	<b>Dec 11, 2017</b>		Yes	Yes
	<ul style="list-style-type: none"> <li>All stoves will be flat counter top models and will include side or front controls. Knee clearance below the stove will be maintained at 736. mm.</li> </ul>	<b>Dec. 3, 2015</b>		Yes	Yes

Item	Description/Standard	Implement Date	Exception/ Default/ Amendments	Applies to New Builds	Applies to Existing Builds
	<ul style="list-style-type: none"> <li>Ranges will have front controls. Ranges to only be used in existing builds where there is insufficient space to provide counter top stove and wall mount oven.</li> </ul>	<b>Dec 11, 2017</b>		NO	Yes
	<b>Kitchen sinks-</b>				
	<ul style="list-style-type: none"> <li>All kitchen sinks (regular and side mounted) will include single handle taps with hose sprayers from the neck of the taps</li> </ul>	<b>Dec 11, 2017</b>		Yes	Yes
	<ul style="list-style-type: none"> <li>TCH will advise tenant(s) of availability and provide side mount kitchen sinks upon tenant or community request and maintain 736mm knee clearance</li> </ul>	<b>Dec 11, 2017</b>		Yes	Yes
	<ul style="list-style-type: none"> <li>TCH will provide double basin sinks and maintain knee clearance of 736mm</li> </ul>	<b>Dec 11, 2017</b>		Yes	Yes
	<b>WASHROOMS-</b>				
	<ul style="list-style-type: none"> <li>All in-suite washroom doors will be pocket or barn style doors.</li> </ul>	<b>Dec. 3, 2015</b>		Yes	Yes
	<ul style="list-style-type: none"> <li>Door handles will be "T" style or flush mount only.</li> </ul>	<b>Dec. 3, 2015</b>		Yes	Yes
	<ul style="list-style-type: none"> <li>Sink taps will have wing extension</li> </ul>	<b>Dec. 3, 2015</b>		Yes	Yes

Item	Description/Standard	Implement Date	Exception/ Default/ Amendments	Applies to New Builds	Applies to Existing Builds
	<ul style="list-style-type: none"> <li>Sink will be positioned 650mm from adjacent wall to outside edge of sink for leg clearance</li> </ul>	<b>Dec 11, 2017</b>		Yes	Yes
	<ul style="list-style-type: none"> <li>Sink will have cover or insulation of pipes to prevent injury</li> </ul>	<b>Dec 11, 2017</b>		Yes	Yes
	<ul style="list-style-type: none"> <li>Walls will be white subway tiles on walls to ceiling</li> </ul>	<b>Dec 11, 2017</b>		Yes	Yes
	<ul style="list-style-type: none"> <li>Baseboard tiles ( first row on walls at floor) will be high contrast colour to walls and flooring.</li> </ul>	<b>Dec 11, 2017</b>		Yes	Yes
	<b>CLOSETS-</b>				
	<ul style="list-style-type: none"> <li>All closet doors will be pocket, barn style, or sliding doors. Two closet hanger rods will be supplied and installed. One will be 965mm from the floor and the second to be at 1955mm from the floor</li> </ul>	<b>Dec. 3, 2015</b>		Yes	Yes
	<ul style="list-style-type: none"> <li>Rods will be installed 381mm from the back of the closet door.</li> </ul>	<b>Dec. 3, 2015</b>		Yes	Yes
	<ul style="list-style-type: none"> <li>Tenant to advise interior closet configuration to meet medical needs</li> </ul>	<b>Dec 11, 2017</b>		Yes	Yes
	<b>BEDROOM SIZE AND PLACEMENT-</b>				
	<ul style="list-style-type: none"> <li>Any wheelchair/mobility bedrooms must be positioned directly across any hallway from an accessible washroom</li> </ul>	<b>Dec. 3, 2015</b>	Exception-structurally prohibitive in	Yes	Yes exception Applies

Item	Description/Standard	Implement Date	Exception/ Default/ Amendments	Applies to New Builds	Applies to Existing Builds
	and be 3352mm x 6070mm in footprint including closet space.		existing builds only		
	<b>BEDROOM DOORS-</b>				
	<ul style="list-style-type: none"> <li>All bedroom doors will be a minimum of 1066mm wide for new builds and 915mm wide where 1066.8 is not achievable in existing builds only.</li> </ul>	<b>Dec 11, 2017</b>		Yes	Yes-exception as identified
	<ul style="list-style-type: none"> <li>Will have lever handles and contrast colour to door</li> </ul>	<b>Dec 11, 2017</b>		Yes	Yes
	<ul style="list-style-type: none"> <li>Hinged doors are acceptable on bedroom doors but NOT on bedroom closet doors.</li> </ul>	<b>Dec. 3, 2015</b>		Yes	Yes
	<b>In-Suite Storage-</b>				
	<ul style="list-style-type: none"> <li>In wheelchair/mobility units in new, revitalized or retrofitted buildings, in-suite storage will have dimensions of minimum 1219mm wide x 1524mm deep with 915mm wide accordion style door.</li> </ul>	<b>Dec. 3, 2015</b>	Exception is when the existing build has insufficient footprint.	Yes	Yes with exception
	<ul style="list-style-type: none"> <li>Modified units will contain accessible in-suite storage where footprint/or unit design allow, with the same standard as in-suite storage for new accessible units.</li> <li></li> </ul>	<b>Dec. 3, 2015</b>		Yes	Yes



Item	Description/Standard	Implement Date	Exception/ Default/ Amendments	Applies to New Builds	Applies to Existing Builds
	<b>INTERIOR PAINTING-</b>				
	<ul style="list-style-type: none"> <li>All wheelchair/mobility units are eligible for full or partial unit painting, determined by the resident, once every five years. The resident is responsible for the cost of the paint only. TCH will supply all labour for furniture movement and painting.</li> </ul>	<b>Dec. 3, 2015</b>		Yes	Yes